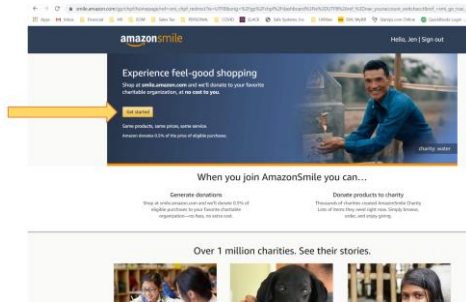
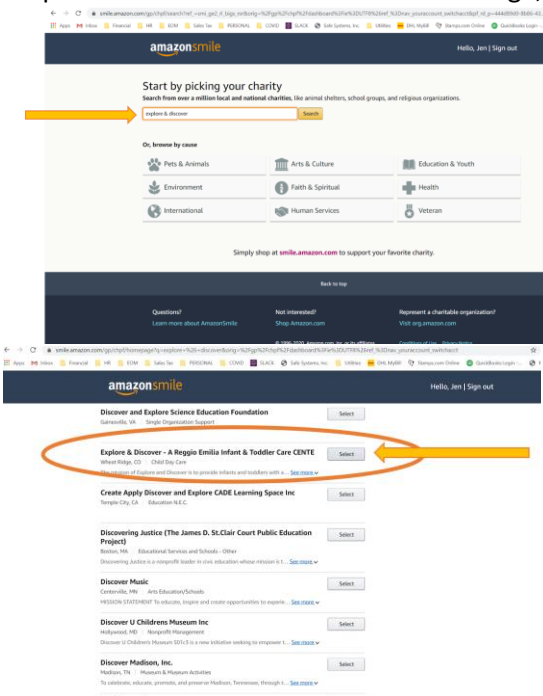


## Directions for setting up AmazonSmile:

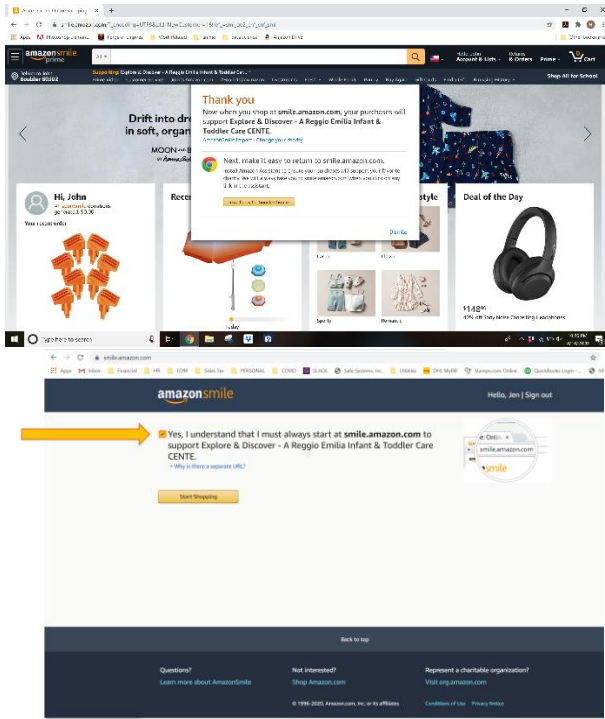
1. Using a computer, go to smile.amazon.com. If you are logged in to your amazon account it will display as below:



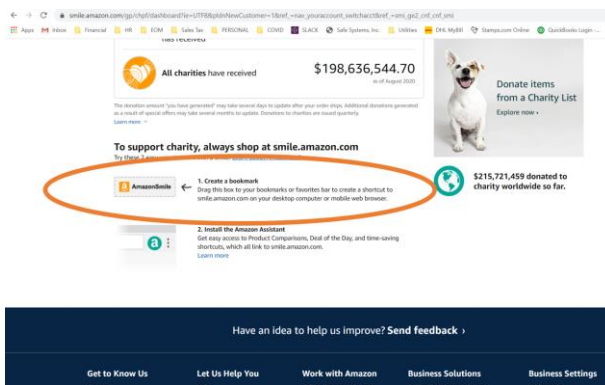
2. Click “get started” and follow the prompts.
3. When selecting and/or changing the charity you choose to support our charity, search for “Explore & Discover” located in Wheat Ridge, Colorado.



Your selection will be verified for you:



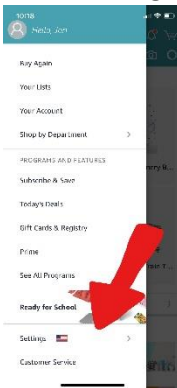
4. You can create a bookmark on your computer for future use.



5. After activating AmazonSmile on mobile devices, every eligible purchase in the application will generate income for E&D. To do so: Open the app and go into settings (three bar icon upper left).



6. Select settings then Click/Tap amazonsmile



7. Turn on AmazonSmile (it is already active on this phone).

8. The AmazonSmile icon at the top of the page (every page, I just noticed) lets you know that your fundraising is active.




9. Continue purchasing goods from Amazon.com App on your phone with happy abandon, knowing that 0.05% of each purchase will help support our co-op.

## Your AmazonSmile Impact



### Your orders that have supported charity

Remember, only purchases at smile.amazon.com or through the activated Amazon Shopping app support charity.

 <b>Your total orders</b>	<b>10 orders</b> <small>Learn more</small>
--	---

### Every little bit counts

When millions of supporters shop at AmazonSmile, charitable donations quickly add up.

 <b>You have generated</b>	<b>\$2.86</b> <small>as of September 09, 2020</small>
 <b>Your current charity:</b> <b>Explore &amp; Discover - A Reggio Emilia Infant &amp; Toddler Care CENTE</b> <small>has received</small>	<b>\$318.13</b> <small>as of August 2020</small>

